



Using CINAHL Complete

CINAHL is the **Cumulative Index to Nursing and Allied Health Literature** and is one of the health databases offered by the New Jersey State Library.

Anyone may come to the library in person and use CINAHL.

To use the CINAHL database from outside of the library building, you will need to be an “authorized user.”

An **authorized user** is a **current New Jersey State employee** or a **Thomas Edison State College staff member or student** with a New Jersey State Library card. You will need the **barcode number** on the library card to gain access to the database. Authorized users may request a card online here:

http://www.njstatelib.org/research_library/get_a_library_card/

To locate CINAHL:

Go to the **New Jersey State Library** main page: <http://www.njstatelib.org/>

Select the **Research Tools** tab, and then select **Databases**.

Choose the **By Title** alphabetical drop down box and select the letter “C.”

Scroll down and select the link for **CINAHL Complete** (authorized users: you will need your barcode number to get in remotely at this point).

Keyword Searching

When you first log into the database, you will probably be on the **Basic Search** screen. To perform a search, enter search terms into the box.

Search Tip:

Use **Boolean operators** for your search. Boolean operators are the words, **AND**, **OR** and **NOT**.

Example: whooping cough AND outbreaks

Example: (whooping cough OR pertussis) AND outbreaks

Example: common cold AND (vitamin c OR zinc)



Searching: **CINAHL Complete** | [Choose Databases](#)

common cold AND (vitamin c OR zinc) x

Search

Cr

[Search Options](#) ▶

[Basic Search](#)

[Advanced Search](#)

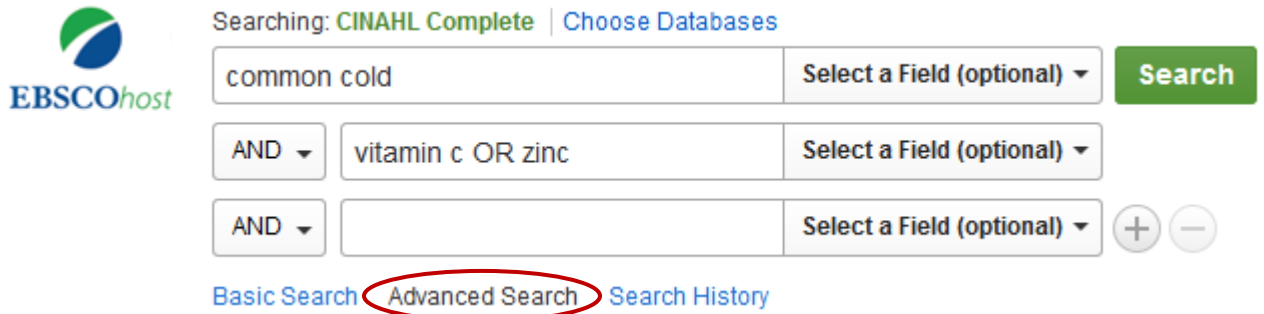
[Search History](#)

Search Tip: Use **parentheses** to enclose terms and synonyms that you want to “**OR**” together.

Using Advanced Search

The **Advanced Search** screen provides more than one search box and enables you to easily separate your search concepts. Choose the Advanced Search option to have access to additional search fields and limits.

For example, you can place terms you want to **OR** together into its own search box.



Searching: [CINAHL Complete](#) | [Choose Databases](#)

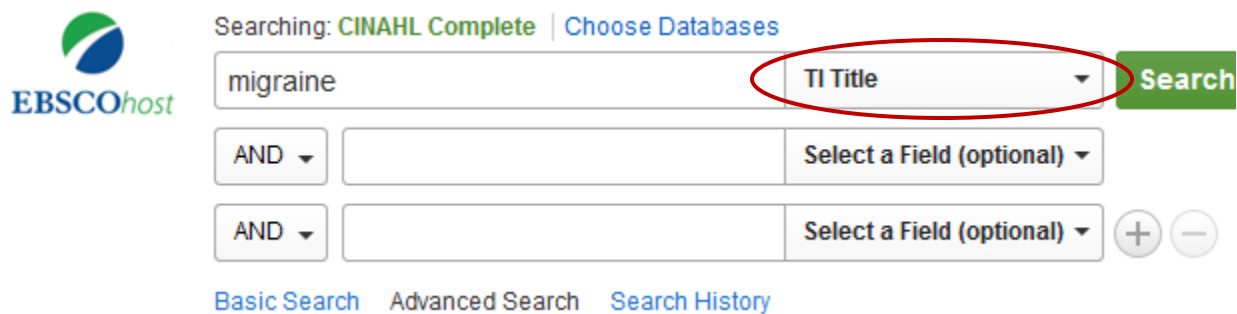
common cold Select a Field (optional) Search

AND vitamin c OR zinc Select a Field (optional)

AND Select a Field (optional) + -

[Basic Search](#) **Advanced Search** [Search History](#)

You can also **select a field** in which to search, such as the title or author fields. If you do not select a specific field then by default the search will be in the citation and abstract fields.



Searching: [CINAHL Complete](#) | [Choose Databases](#)

migraine TI Title Search

AND Select a Field (optional)

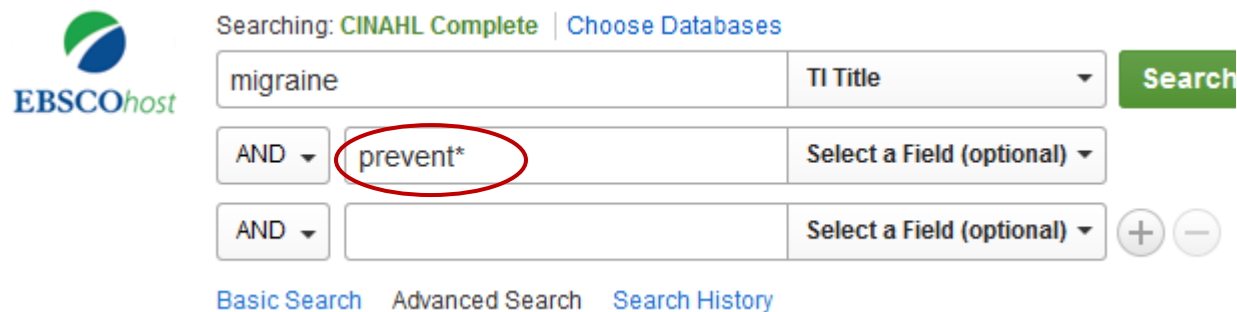
AND Select a Field (optional) + -

[Basic Search](#) **Advanced Search** [Search History](#)

Search Tip: Use an **asterisk*** to search for various forms of a word.

Example: prevent* will find prevents, preventing, prevention, preventable, etc.

This example search will look for publications with “migraine” in the title, and *any form of the word “prevent”* in the citation and abstract fields.



Searching: [CINAHL Complete](#) | [Choose Databases](#)

migraine TI Title Search

AND prevent* Select a Field (optional)

AND Select a Field (optional) + -

[Basic Search](#) **Advanced Search** [Search History](#)

Search Tip: If you are retrieving too many results, you may want to try searching for your term in a specific field or using limits.

Limits

Select Limits (optional): In CINAHL there are many choices for limiting your search. You will see the limit choices beneath the search boxes.

Limits include:

Full Text - make sure your results will include the entire article, not just the citation and abstract.

Publication date - set the date range you want your results to be from.

Peer Reviewed - make sure your results are from peer-reviewed or scholarly journals.

Publication Type - there are many to choose from including care plans, CEUs, doctoral dissertations, practice guidelines, reviews, questionnaires, research instruments, systematic reviews, etc.

The screenshot shows the EDSO/USC search interface. At the top, there are two search boxes. The first box contains the text "prevent*" and a dropdown menu labeled "Select a Field (optional)". The second box is empty and also has a "Select a Field (optional)" dropdown. Below the search boxes are links for "Basic Search", "Advanced Search", and "Search History".

The "Search Options" section is expanded, showing "Search Modes and Expanders". Under "Search modes", there are four radio button options: "Boolean/Phrase" (selected), "Find all my search terms", "Find any of my search terms", and "SmartText Searching" with a "Hint" link. To the right, there are two checkboxes: "Apply related words" and "Also search within the full text".

Below this, the "Limit your results" section is highlighted with a red circle. It contains several checkboxes: "Full Text", "Abstract Available", "English Language", "References Available", "Peer Reviewed", and "Published Date". The "Published Date" option includes a "Month" dropdown menu and a "Year" input field. There is also a "Publication" input field.

Advanced Search limits also include:

Evidence-Based Practice - finds high levels of evidence such as systematic reviews.

Clinical Queries - another way to finding evidence based articles.

First Author is a Nurse - get a publication written with a first-hand nurse perspective.

Any Author is a Nurse - get a publication that a nurse has contributed to.

Special Interest - narrow down to articles on informatics, dental care, emergency care etc.

Patient groups - there are limits for Inpatients, Outpatients, Pregnancy, Gender and Age Groups.

Questions on using CINAHL? Contact:

Martha Sullivan, Reference Librarian, Health Information

New Jersey State Library

609-278-2640 x103

msullivan@njstatelib.org

Updated: 9/2013; 6/2014; 9/2015